

CONTROL SHELVING UNIT WITH LAMINATE

Is your workspace chaotic, or controlled? Calm the chaos with Control Shelving Units. Control Shelving combines the functionality of a wall, shelving for organization, and optional noise-reducing acoustic PET panels to create a controlled and productive workspace whether in your home or office. Multiple units are fully configurable in linear and non-linear arrangements, allowing your space to work for you.

SERIES OPTIONS:



CTRL5048_
50”H × 48”W
(pictured in SKU CTRL5048JWHT)



CTRL5072_
50”H × 72”W
(pictured in SKU CTRL5072NBLK)



CTRL7248_
72”H × 48”W
(pictured in SKU CTRL7248GRY)







CTRL7272_
72”H × 72”W
(pictured in SKU CTRL7272UBLK)

SELECT OPTIONS:




1 Choose Your Style & Size

Item No.	Size (H x W)	# of Shelves	List Price
CTRL5048__	50”H x 48”W	2	\$2,950
CTRL5072__	50”H x 72”W	2	\$3,600
CTRL7248__	72”H x 48”W	3	\$4,075
CTRL7272__	72”H x 72”W	3	\$4,975

2 Choose Your Stain

ID	Color
U	 Urban Walnut
M	 Modern Cherry
J	 Java
N	 Natural

3 Choose Your Shelf Laminate

ID	Color
WHT	 White
GRY	 Gray
BLK	 Black

HOW TO ORDER:

CTRL5048 **M** **BLK**

1

2

3

1. Style (50”H x 48”W)
2. Wood Stain (Modern Cherry)
3. Laminate (Black)

WHAT COMES WITH YOUR UNIT:

- Fully assembled Shelving Unit*


**Specify panels and connectors separately*

PRODUCT DETAILS:


- Ships fully assembled
 - Water-based stain with Hydro-Gold clear applied
 - Stain matching and custom laminate colors available
- Limited Lifetime Warranty
 - Made in the USA

CONTROL LAMINATE SHELF CONNECTORS

Control Shelving Units can be configured to fit the space. Choose from 45 degree or 90 degree angles to connect shelves and create a privacy wall, cubicle, huddle space and more.



CTRLSHLF__45
45° Shelf Connectors for 50”H and 72”H Units
(pictured connecting 2 - 50”H x 72”W Units, CTRLSHLFNBLK45 with optional PET panels)







CTRLSHLF__90
90° Shelf Connectors for 50”H and 72”H Units
(pictured connecting 2 -72”H x 72”W Units, CTRLSHLFUWHT90 with optional PET panels)

SELECT OPTIONS:




1 Choose Your Connectors

Item No.	Description	# of Connectors	List Price
CTRLSHLF50__45	45 Degree Connector For 50”H Control Unit	3	\$2,500
CTRLSHLF50__90	90 Degree Connector For 50”H Control Unit	3	\$2,500
CTRLSHLF72__45	45 Degree Connector For 72”H Control Unit	4	\$3,200
CTRLSHLF72__90	90 Degree Connector For 72”H Control Unit	4	\$3,200

2 Choose Your Frame Stain

ID	Color
U	 Urban Walnut
M	 Modern Cherry
J	 Java
N	 Natural

3 Choose Your Shelf Laminate

ID	Color
WHT	 White
GRY	 Gray
BLK	 Black

HOW TO ORDER:

CTRLSHLF50 N GRY 45



- 1. Accessory (Connector Shelf for 50” Unit)
- 2. Frame Color (Natural)
- 3. Laminate Color (Gray)
- 4. Angle (45°)

CONTROL SHELVING UNIT WITH VENEER

Is your workspace chaotic, or controlled? Calm the chaos with Control Shelving Units. Control Shelving combines the functionality of a wall, shelving for organization, and optional noise-reducing acoustic PET panels to create a controlled and productive workspace whether in your home or office. Multiple units are fully configurable in linear and non-linear arrangements, allowing your space to work for you.

SERIES OPTIONS:



CTRL5048_V0A
50”H × 48”W
(pictured in SKU CTRL5048JV0A)



CTRL5072_V0A
50”H × 72”W
(pictured in SKU CTRL5072NV0A)



CTRL7248_V0A
72”H × 48”W
(pictured in SKU CTRL7248UV0A)







CTRL7272_V0A
72”H × 72”W
(pictured in SKU CTRL7272MV0A)

SELECT OPTIONS:

1 Choose Your Style & Size

Item No.	Size (H x W)	# of Shelves	List Price
CTRL5048_V0A	50”H x 48”W	2	\$4,130
CTRL5072_V0A	50”H x 72”W	2	\$5,040
CTRL7248_V0A	72”H x 48”W	3	\$5,700
CTRL7272_V0A	72”H x 72”W	3	\$6,965

2 Choose Your Stain/Veneer

ID	Color
U	 Urban Walnut
M	 Modern Cherry
J	 Java
N	 Natural

HOW TO ORDER:

CTRL5048 M V0A

1

2

3

1.

Style (50”H x 48”W)
2.

Wood Stain (Modern Cherry)
3.

Veneer (Modern Cherry)

WHAT COMES WITH YOUR UNIT:

- Fully assembled Shelving Unit*

**Specify panels and connectors separately*

PRODUCT DETAILS:


- Ships fully assembled
 - Water-based stain with Hydro-Gold clear applied
 - Stain matching and custom laminate colors available
- Limited Lifetime Warranty
 - Made in the USA

CONTROL VENEER SHELF CONNECTORS

Control Shelving Units can be configured to fit the space. Choose from 45 degree or 90 degree angles to connect shelves and create a privacy wall, cubicle, huddle space and more.



CTRLSHLF__45
45° Shelf Connectors for 50”H and 72”H Units
(pictured connecting 2 - 50”H x 72”W Units, CTRLSHLFNVOA45 with optional PET panels)



CTRLSHLF__90
90° Shelf Connectors for 50”H and 72”H Units
(pictured connecting 2 -72”H x 72”W Units, CTRLSHLFUVOA90 with optional PET panels)

SELECT OPTIONS:

1 Choose Your Connectors

Item No.	Description	# of Connectors	List Price
CTRLSHLF50_VOA45	45 Degree Connector For 50”H Control Unit	3	\$3,500
CTRLSHLF50_VOA90	90 Degree Connector For 50”H Control Unit	3	\$3,500
CTRLSHLF72_VOA45	45 Degree Connector For 72”H Control Unit	4	\$4,480
CTRLSHLF72_VOA90	90 Degree Connector For 72”H Control Unit	4	\$4,480

2 Choose Your Stain/Veneer

ID	Color
U	Urban Walnut
M	Modern Cherry
J	Java
N	Natural

HOW TO ORDER:


CTRLSHLF50 J VOA 45



- 1. Accessory (Connector Shelf for 50” Unit)
- 2. Frame Color (Java)
- 3. Veneer (Matches frame)
- 4. Angle (45°)

CONTROL OPTIONAL ACOUSTIC PANELS

Adding acoustic panels to Control Shelving Units can mitigate noise, create privacy, and add to the aesthetic of the space. Choose from all the same color, or mix and match colors to create a unique look.



CTRLPNLAB_-2
Acoustic Panel 2 Pack
(pictured on 50"H x 48"W Unit with Silver acoustic panels, CTRLPNLABSIL-2)



CTRLPNLAB_-4
Acoustic Panel 4 Pack
(pictured on 50"H x 72"W Unit with Lime acoustic panels, CTROLPNLABLIM-4)



CTRLPNLAB_-6
Acoustic Panel 6 Pack
(pictured on 72"H x 48"W Unit with Yellow acoustic panels, CTROLPNLABYLW-6)




SELECT OPTIONS:




1 Choose Your Acoustic Panels


Item No.	Description	List Price
CTRLPNLAB_-2	Acoustic Panel 2 Pack	\$500
CTRLPNLAB_-4	Acoustic Panel 4 Pack	\$950
CTRLPNLAB_-6	Acoustic Panel 6 Pack	\$1,350

2 Choose Your Colors

Acoustic Panel (CTRLPNLAB)

ID	Color
SIL	 Silver
ASH	 Ash
BSH	 Blush

ID	Color
YLW	 Yellow
LIM	 Lime
NVY	 Navy

ID	Color
ORG	 Orange

HOW TO ORDER:

CTRLPNLAB LIM -4

1 2 3

- Accessory (Acoustic Panels)
- Acoustic Color (Lime)
- Quantity (4 Panels)