


SWING CHANGEABLE GLASSBOARDS

Flexible Patient Room Boards





Customizable

Produced to your exact specifications with your branding.



Easy Clean

Wipes clean every time, no ghosting or staining.



Long Lasting

Our surface has a limited lifetime warranty.

Swing Changeable Glassboards

Changeable glassboards from Ghent marry the permanence of a graphic dry erase board with the flexibility and ease of use demanded by today's complex healthcare environment. Swing Changeable Glassboards open from the wall to allow inserts to be changed easily, when wall spaces is at a premium.


Showcase different care plans or multiple languages with a removable insert that is easily replaced if branding or initiatives change.

Details


- Size: 12" x 16" | 18" x 24" | 24" x 24" | 24" x 30" | 24" x 36" | All sizes are Vertical
- Finish: 1/4" thick tempered glass with a rigid 1/8" thick insert.
- Design: 1" radius corners for strength and safety.
- Mounting: Tamper-resistant satin aluminum standoff hangers create 5/8" spacing between the wall and the board, so graphics slide in and out easily.

Features

- Swing hinge for access to insert channel where space is limited
- Replaceable, removable inserts easily slide out from behind the glass writing surface.
- Innovative channel holds insert firmly against the glass giving the illusion of permanent graphics.
- Writing surface withstands high-use, resists ghosting, and carries a lifetime warranty.
- Customize both the glass border and the insert to meet the needs of your facility.



Round Corner



Channel Detail